

The National Student Clearinghouse (NSC) is a nonprofit organization that provides reporting, data exchange, verification, and research services to over 3,600 participating colleges and universities. Klein ISD has participated in the NSC StudentTracker for High Schools since the 2006-07 school year. The more than 3,600 participating colleges and universities covers 98% of all postsecondary students in public and private U.S. institutions. Each fall, Klein ISD uploads a student data file of the most recent graduating class. Three times a year (late fall, spring, and summer) KISD receives a comprehensive, longitudinal report of charts and graphs (along with a student detailed report) at the district level and for each of the high schools. The report is divided into several sections:

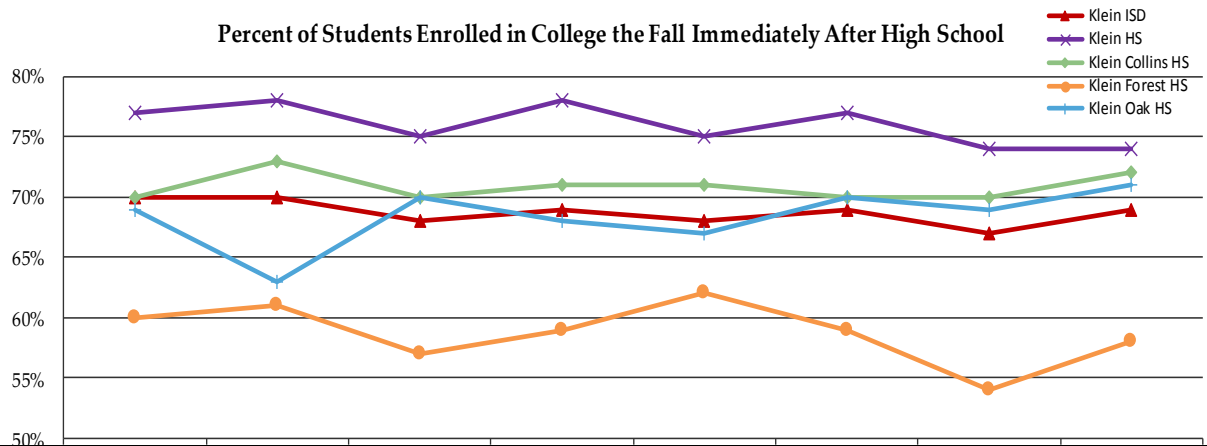
- 1) Percent of Students Enrolled in College the Fall Immediately After High School
- 2) Percent of Students Enrolled in College at Any Time During the First Year After High School
- 3) Percent of Students Enrolled in College at Any Time During the First Two Years After High School
- 4) Percent of Student Enrolled in College the First After High School Who Returned for a Second Year
- 5) Percent of High School Class Who Completed a Degree Within Six Years
- 6) Postsecondary Enrollment and Progress by Graduating Class
- 7) Most Common Institutions of Enrollment in the Fall Immediately following High School Graduation

In addition, most of the charts and graphs are also broken down by Public and Private Institutions, 4-Year and 2-Year Institutions, and In-State and Out-of-State Institutions. The following report will cover the main areas of Postsecondary Enrollment, College Persistence, and Degree Attainment. The complete report can be obtained from KISD's Department of Research, Accountability and Data upon request.

Postsecondary Enrollment:

While some campus level percentages fluctuate from year to year, the district percent of students enrolled in college the fall immediately after high school has been consistent for the past 8 years. More than two thirds of Klein ISD students attended a postsecondary institution the fall after graduation. Some of the variance at the campus level can be attributed to boundary and demographic changes over the years. Since the NSC StudentTracker for High Schools is voluntary for high school participation, there is not a statewide or national cohort of high school graduates for comparison. The NSC Research Center estimated that enrollment in college for the class of 2014 compared to 2013 remained about the same for Texas (+0.2%) and decreased nationally (-1.3%). In Klein, all of the high schools remained the same or increased compared to the same time period.

Percent of Students Enrolled in College the Fall Immediately After High School



	2007	2008	2009	2010	2011	2012	2013	2014
Klein ISD	70%	70%	68%	69%	68%	69%	67%	69%
Klein HS	77%	78%	75%	78%	75%	77%	74%	74%
Klein Collins HS	70%	73%	70%	71%	71%	70%	70%	72%
Klein Forest HS	60%	61%	57%	59%	62%	59%	54%	58%
Klein Oak HS	69%	63%	70%	68%	67%	70%	69%	71%

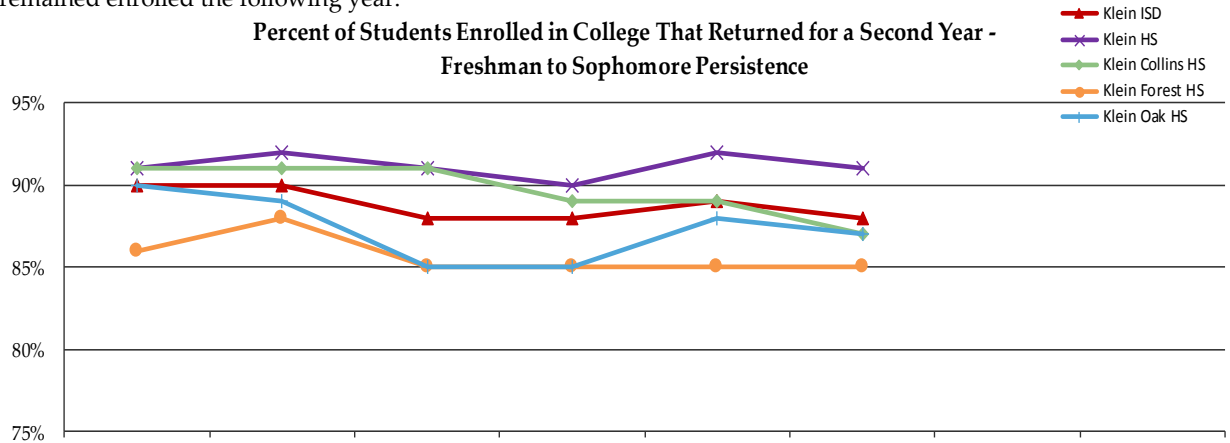
Source: National Student Clearinghouse — Fall 2014

Postsecondary Outcomes of Klein ISD Graduates – 2007-2014

College Persistence:

College persistence is defined by the percentage of students that enrolled in a postsecondary institution their freshman year and returned to any postsecondary institution during their sophomore year. This data element lags a year since it requires two years of data in order to calculate. While more than two thirds of KISD graduates attended a postsecondary institution immediately after high school, those that did attend college tend to stay enrolled during their second year. Moreover, 85% or more of KISD students that enrolled in college remained enrolled the following year.

Percent of Students Enrolled in College That Returned for a Second Year - Freshman to Sophomore Persistence



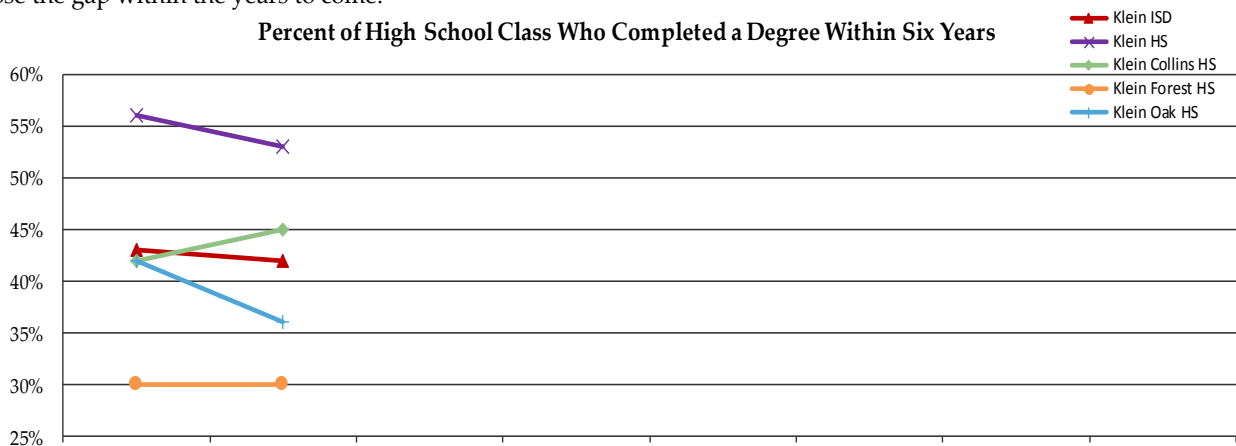
	2007	2008	2009	2010	2011	2012	2013	2014
Klein ISD	90%	90%	88%	88%	89%	88%	N/A	N/A
Klein HS	91%	92%	91%	90%	92%	91%	N/A	N/A
Klein Collins HS	91%	91%	91%	89%	89%	87%	N/A	N/A
Klein Forest HS	86%	88%	85%	85%	85%	85%	N/A	N/A
Klein Oak HS	90%	89%	85%	85%	88%	87%	N/A	N/A

Source: National Student Clearinghouse – Fall 2014

Degree Attainment:

Degree attainment is defined as the percentage of the graduating class that completed an associate's, bachelor's, and advanced degree at two/four year institutions within six years after high school. Since this measures completion within six years after high school, only the Class of 2007 and Class of 2008 can be reported at this time. In Klein ISD, just over 40% of the 2007 & 2008 graduating class obtained a degree within six years after high school. While there is much variance among the campuses, the goal is to increase the percentage and close the gap within the years to come.

Percent of High School Class Who Completed a Degree Within Six Years



	2007	2008	2009	2010	2011	2012	2013	2014
Klein ISD	43%	42%	N/A	N/A	N/A	N/A	N/A	N/A
Klein HS	56%	53%	N/A	N/A	N/A	N/A	N/A	N/A
Klein Collins HS	42%	45%	N/A	N/A	N/A	N/A	N/A	N/A
Klein Forest HS	30%	30%	N/A	N/A	N/A	N/A	N/A	N/A
Klein Oak HS	42%	36%	N/A	N/A	N/A	N/A	N/A	N/A

Source: National Student Clearinghouse – Fall 2014